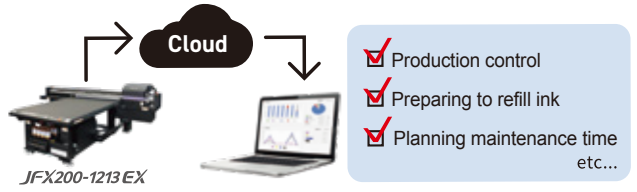


The operating status/conditions of the printer and the amounts of inks used can be monitored remotely. PICT allows you to do other work during printing, helping you to perform operations in a planned manner.

You can also schedule maintenance and preparation for ink refilling in advance.



Expand capability in the combination with our cutting machines and expand its potential.

You can select an appropriate one from 4 sizes in line-up for space and application choice.

CF2 Series
CF2-T/TF/RT/TD/RC



Wide range of size and head types are available, as well as customization. We can also customize the machines. Please contact local Mimaki sales office or dealers for more details.

CF2-1218	CF2-1215	CF2-0912	CF2-0907
1,800mm x 1,200mm	1,500mm x 1,200mm	900mm x 1,200mm	900mm x 700mm

■ Specifications

Item	Specifications
JFX200-1213 EX	
Head	On-demand piezo head (3 staggered print heads)
Print resolution	300 dpi, 450 dpi, 600 dpi, 900 dpi, 1,200 dpi
Ink	Type/Color
	Capacity ¹
	Ink circulation system ²
Max. Printable area (W x D)	1,270 mm x 1,300 mm
Media	Size (W x D)
	Height
	Weight
Media suction	Vacuum suction + foot switch
Suction areas	2 partition (X direction)
UV method	LED-UV
Interface	USB, Ethernet
Applicable standards	VCCI class A, CE mark, CB report, U.S. safety standard UL (UL62368-1), RoHS Directive, FCC Class A, Machinery Directive, EAC, RCM
Power	Single-phase AC200 to 240 V, 50/60 Hz, 12 A or lower
Power consumption	2.88 kVA
Operating environment	Temperature
	Humidity
	Optimal temperature
	Temperature gradient
	Dust
Assembled dimensions (WxDxH)	3,142 mm x 2,320 mm x 1,235 mm
Weight	550 kg

■ Optional Accessories

Item No.	Item	Remarks
OPT-J0348	Optional blower Connector Kit	Necessary kit for connecting an optional vacuum unit
OPT-J0216	Vacuum unit (φ3 mm x 200 mm (φ 0.1 in. x 7.9 in.))	Three-phase, 200 V-240 V, 30 A, 3.4 kW
OPT-J0217	Vacuum unit (φ1 mm x 200 mm (φ 0.04 in. x 7.9 in.))	Single-phase, 200 V-240 V, 30 A, 1.9 kW
OPT-J0232	Vacuum unit (φ3 mm x 400 mm (φ 0.1 in. x 15.7 in.))	Three-phase, 380 V-480 V, 20 A, 3.4 kW
OPT-J0499	4C+4White ink applying kit	Necessary kit for 4C+4White ink set
OPT-J0513	Lift-Up Block	
OPT-J0569	Ionizer kit	

About Ethernet

*Please use Category 6 (CAT6) network cables. *Cannot be connected through the router.
 *When printing from ethernet, place the printer and output PC on the same network.
 *When using a switching hub, a 1000BASE-T compatible hub is necessary.
 *Although up to 4 printers can be registered with RasterLink7, printing may stop depending on the network environment.

⚠ Inks and substrates:

*As physical properties of ink (adhesion, weather resistance etc.) are different depending on media, please be sure to have a print test in advance.
 *Depending on the application, primers, other surface treatment or surface protection such as lamination may be necessary.

⚠ Safety notice:

This product is equipped with UV irradiation equipment. Please pay attention to the following notes in order to use safely.
 *Do not look directly into the UV light source nor place your hand, or expose your skin directly to the UV light source.
 *Depending upon print mode, some VOC emissions from printed parts not yet cured and hardened may occur.
 *In addition, please be sure to read and follow the instructions and guidelines of the manual carefully.

●Some of the samples in this catalog are artificial renderings. ●Specifications, design and dimensions stated in this catalog may be subject to change without notice (for technical improvements, etc). The corporate names and merchandise names written on this catalog are the trademark or registered trademark of the respective corporations. ●Inkjet printers print using extremely fine dots, so colors may vary slightly after replacement of the printing heads. Also note that if using multiple printer units, colors could vary slightly from one unit to other unit due to slight individual differences. ●The specifications described in this catalog are as of September 2024.

Mimaki MIMAKI ENGINEERING CO., LTD.
 2182-3 Shigeno-Otsu, Tomi-city, Nagano 389-0512, Japan
 TEL: +81-268-64-2281

Mimaki Global Network

USA	MIMAKI USA, INC.	Europe	MIMAKI EUROPE B.V.
Brazil	MIMAKI BRASIL COMERCIO E IMPORTACAO LTDA	Indonesia	PT. MIMAKI INDONESIA
India	MIMAKI INDIA PRIVATE LIMITED	Australia	MIMAKI AUSTRALIA PTY. LTD.
Taiwan	MIMAKI ENGINEERING (TAIWAN) CO.,LTD.	China	SHANGHAI MIMAKI TRADING CO.,LTD.
Singapore	MIMAKI SINGAPORE PTE. LTD.	Thailand	MIMAKI (THAILAND) CO.,LTD.
Vietnam	MIMAKI VIETNAM CO., LTD.		

For **INDUSTRIAL PRODUCTS**

LED-UV Curing Flatbed Inkjet Printer



JFX200-1213 EX

Just In Size



Middle-size flatbed (up to 1270 mm x 1300 mm)

Industry's highest class productivity of up to 25 m²/h


Even faster texture printing

High image quality printing


Single unit, various applications.



Pictograms



Displays



Commercial signage



Braille signs



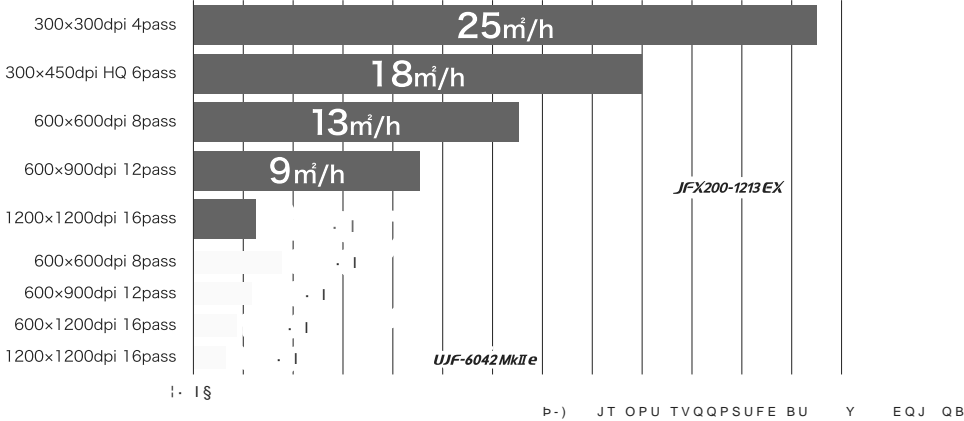
Information boards



Packages



Print speed comparison between the JFX200-1213EX and the UJF-6042MkIIle



*ODSFBTFE CSBJMMF QSJOUJOH TQFF UZQFT FYQSFTTJPO DBQBCJMJUZ GPS BQQMJDBUJPO
SFRVJSFNFOU

"MM PG UIFTF DBO CF EPOF KVTU XJUI TUBOEBSE EFTJHO TPGUXBSF BOE 3BTUFS-JOL | 'BTU BOE IJHI RVBMJUZ QSPEVDUJPO GPS DVTUPN HPPET

By discharging spherical ink droplets directly, depositing of droplets is facilitated and overlapping between dots is reduced, achieving a sharp print quality with low grain.

Three different ink dot sizes are used in printing to enable high-quality prints with reduced graininess.

MAPS (Mimaki Advanced Pass System)

Banding (horizontal stripes), uneven color, or glossy streak can be reduced to produce smooth prints by printing pass boundaries fading in gradation.

^/PO TQIFSJDBM EJTDIBSHF «

^'JYFE %PU *NBHF «

(BQQJOH PS PWFSMBQQJOH PDDVST
5IF JNBHF RVBMJUZ JT SPVHI BOE
UIF FEHFT BSF CMVSSFE



^%JTDIBSHFE JO B OFBSMZ USVF TQIFSJDBM TUBUF «

^7BSJBCMF %PU *NBHF «

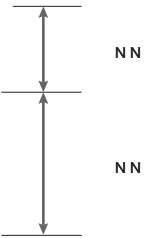
^8JUIPVU ."14 *NBHF «

^8JUI ."14 *NBHF «

)JHI QSFDTJPO MBOEJOH JTPQFTBSEJOPNCFJOF JODMVEJOH UIF NJOJNBTFEJPE QSJOUJOUHDPDPOEJUJJPOT TVDI BT NFE
4IBSQ GJOJTI XJUI MJUUMFFBSEJOF HSBJOMFTT TNPPUI DPMPQSJSJOFORMVUJPO UIF NPTU TVJUBCMF HSBEBUJPO
BVUPNBUJDBMMZ TFMFDUFE BOE QSJOUFE

Valve and foot switch for vacuum control

The vacuum area is divided into a front section and a rear section. The valve can be used to switch between them easily depending on the media size. The foot switch allows you to turn vacuum on/off while checking the media location.



7BDVVN WBMWF

'PPU TXJUDI

Ink tank unit

*OL UBOL VOJU XIFO QVMMFE PVU